



FOLLOW THE STEPS BELOW TO ACCESS YOUR WIN/LOSS STATEMENT.

1. CREATE YOUR NEW CLUB M® ONLINE ACCOUNT

- Visit mysticlake.com from a desktop or mobile device. Click "Club M" on the top right of any page on the Mystic Lake® website. From a mobile device, click "Club M" listed under the navigation menu.

If you created an online account through the Mystic Lake® app, you do not need to follow these steps. Simply use the same email and password to log in.

- Click "create a new online account" to get started. You'll link your Club M card in the coming steps.
- When you open Club M online, you will be prompted to create a new Club M online account. Enter your email address, then click "Send Verification Code." You'll receive an email with a verification code. Enter the code to verify your email address.

2. CREATING A NEW PASSWORD

- Once verification is complete, you'll need to create a new password. Enter your legal first and last name as it appears on your driver's license or government-issued photo ID. You'll also need to provide your phone number.
- Click "Create" to create your account.
- After you have created your new account, you can move on to linking your Club M card.


3. LINK YOUR CLUB M CARD

- Enter your Club M number, date of birth and zip code. That's it!
 - Include slashes in your date of birth if linking on mysticlake.com
 - Ex. 07/12/1967
- If you encounter any errors linking your Club M card, please visit Club M in person to verify that your date of birth and zip code matches our records. A Club M representative can make any necessary updates.

4. HOW TO ACCESS YOUR WIN/LOSS STATEMENTS

ACCESSING FROM A DESKTOP

- Sign in to your online account and click on your first name in the upper right corner.

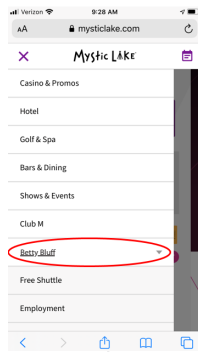


- Select Win/Loss Statements from the dropdown menu.



ACCESSING FROM A MOBILE DEVICE

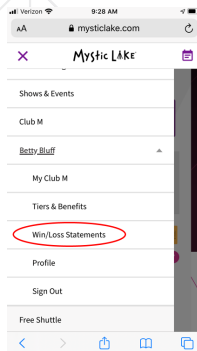
- Sign in to your online account and click on your first name listed under the navigation menu.



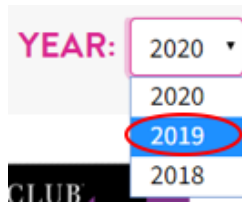
Continued on the next page.

ACCESSING FROM A MOBILE DEVICE

- Select Win/Loss Statements from the navigation menu.



- You'll see your Win/Loss Statement for the current year. To change years, click the dropdown and select the year you wish to view. Only Win/Loss Statements from the past five years can be viewed.



- Select EMAIL or DOWNLOAD PDF
 - If "Email" is selected, an email will be sent to the email used to sign up for your Club M online account.



Win/Loss Statements can also be requested by fax, mail or in-person at Club M.